

## 5050 Two-Way Double Seated Valve (Balanced)

### Application

These valves are used where higher flow is desired with little force required to operate. These pilot operated double seated, near balanced, valves perform ideally for this service. Additionally, they have been used successfully on separators, meters, and water knockouts, where a reduced signal pressure is available.

### Features

- Available in 2" Threaded; 2" 3", and 4" Flanged; Globe or Angle; Ductile Iron
- Unique Buna-N or Viton Seat Plugs: Designed for high capacity, smooth flow, and positive sealing.
- SS Internal Wetted Parts
- Pressed Steel Topworks

### Specifications

Size	2" Threaded	2", 3", & 4" Flanged
Working Pressure	400 psi	275 psi
Temperature	-50°F to +250°F Standard (other materials available)	

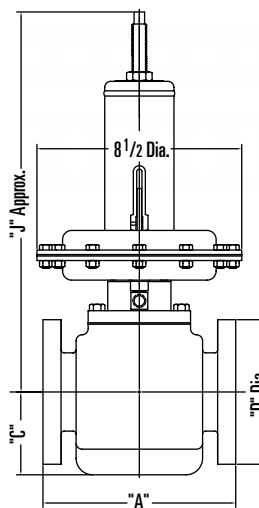
Size Topworks .....#20

### Material

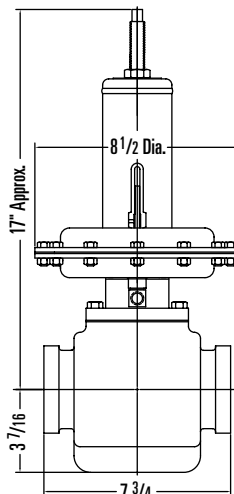
- Body .....Ductile Iron
- Topworks .....Press Steel
- Diaphragm .....Nylon Reinforced Buna-N  
(50 psi pressure max.)
- Stem .....303 SS
- Packing .....Cotton Reinforced Buna-N
- Trim .....Buna-N or Viton® Molded Plug, Integral Seat



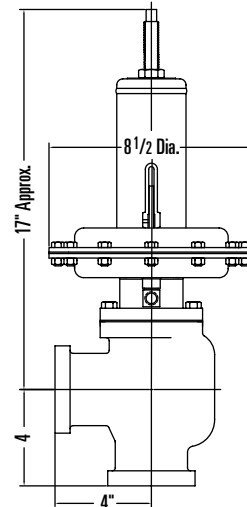
### Dimensional Data



2", 3" and 4" Flanged Globe Valve



2" NPT Globe Valve



2" NPT Angle Valve

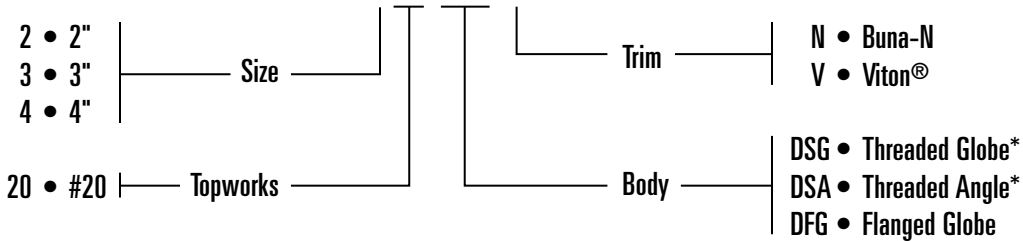
### General Dimensions

Size	"A"	"C"	"D"	"J"
2"	7 3/4"	3 7/16"	6"	17"
3"	11"	4 1/4"	7 1/2"	18"
4"	12 3/4"	5"	9"	19"

# 5050 Two-Way Double Seated Valve (Balanced) Determining the Model Number

Example given: Standard Model 320-DFG-N — Series 5050 Two-Way Double Seated Valve, 3" Flanged, Globe Body, Buna-N Trim.

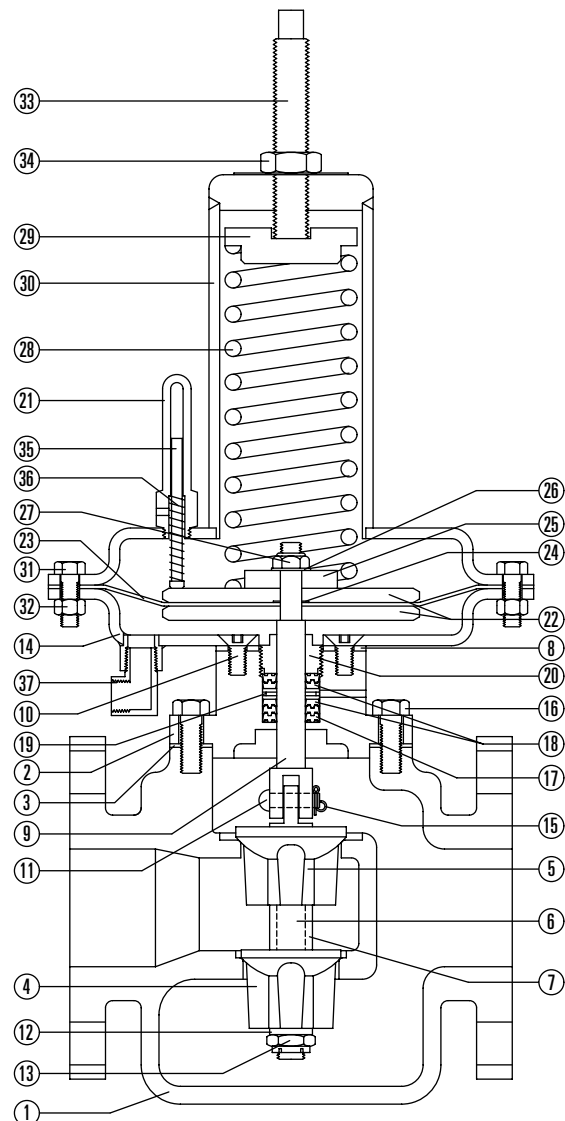
## MODEL 320-DFG-N



### Parts List

Item	Description	Qty.	Part No.		
			2"	3"	4"
1	BODY, 2"NPT ANGLE, DUCTILE IRON	1	05010-1211		
	BODY, 2"NPT GLOBE, DUCTILE IRON	1	05012-3611		
	BODY, FLANGED GLOBE, DUCT. IRON	1	05010-6947	05010-4827	05010-5584
2	DIA. SUPPORT, STEEL	1	05010-6095		
	DIA. SUPPORT, DUCTILE IRON	1		05010-1989	05010-1401
3*	GASKET, MOLDED BUNA-N	1	05011-0816	05011-0857	05011-0840
4*	BOTTOM PLUG, MOLDED BUNA-N	1	05010-1252	05010-1369	05010-1377
5*	TOP PLUG, MOLDED BUNA-N	1	05010-1260	05011-2663	05011-2655
6	STEM, ASTM A-582 TY.303	1	05010-1435	05010-1419	05010-1427
7	SPACER, ASTM A-582 TY.303	1	05011-3455	05010-1443	05010-1468
8*	GASKET, MOLDED BUNA-N	1	05010-3662		05010-4579
9	LINKAGE, ASTM A-582 TY.303	1	05010-1351		05010-1864
10	FLAT HD. SCREW, STAINLESS STEEL	4	05000-1759	05000-2278	
11	HINGE PIN, STAINLESS STEEL	1	05010-2037	05010-2029	
12	WASHER, ASTM A-582 TY.303	1	05010-1492	05010-1450	
13	FLEX-LOC NUT, STAINLESS STEEL	1	05000-2062	05000-2096	
14	LOWER CASE, ASTM A-569	1	06500-0572	06500-1257	
15	COTTER PIN, MONEL	1	06000-0239	06000-0247	
16	CAP SCREW, ASTM A-307 GR.B	4	05000-1841	05000-2013	
17*	PACKING, COTTON RENF. NITRILE	3	06000-0387		
	PACKING, COTTON RENF. NITRILE	4		06000-0387	
18*	PACKING, FLAT, COTTON RENF. NITRILE	2		06000-0528	
19	GLAND, LANTERN, DELRIN	1		05010-7457	
20	PACKING ADJ., ASTM B-16	1		05010-3639	
21	GLASS, IND., POLYCARBONATE	1		06000-4074	
22	DIAPH. PLATE, ASTM A-569	2		05010-1922	
23*	DIAPHRAGM, NYLON RENF. NITRILE	1		06000-0056	
24*	THREAD SEAL, STEEL/BUNA-N	1		06000-0395	
25	LOWER GUIDE, ASTM A-108GR.1213	1		05010-2169	
26	LOCK WASHER, STEEL	1		06000-0403	
27	NY-LOC NUT, ASTM A-307 GR.B	1		05000-2997	
28	SPRING, ASTM A-229	1		05010-7291	
29	UPPER GUIDE, ASTM A-108GR. 1213	1		05010-2151	
30	UPPER CASE, ASTM A-569	1		06500-1042	
31	CAP SCREW, ASTM A-307 GR.B	12		05000-1742	
32	HEX NUT, ASTM A-307 GR.B	12		05000-1726	
33	ADJ. SCREW, ASTM A-307 GR.B	1		05010-3407	
34	JAM NUT, ASTM A-307 GR.B	1		05000-2070	
35	PIN, INDICATOR, ABS PLASTIC	1		05010-5378	
36	SPRING, ASTM A-313	1		05010-2888	
37	ELBOW, BRASS	1		06000-2052	

\* Available in 2" Only



\*Recommended Spare Part

### Model and Part No.

Size	Model No.	Body	Cv	Wt.	Part No.
2"	220-DSA-N	2"NPT, ANGLE	40	35	03000-1481
	220-DSG-N	2"NPT, GLOBE	40	41	03000-5771
	220-DFG-N	2"FLANGED, GLOBE	40	43	03000-1507
3"	320-DFG-N	3"FLANGED, GLOBE	75	73	03000-1556
4"	420-DFG-N	4"FLANGED, GLOBE	110	115	03000-1614